

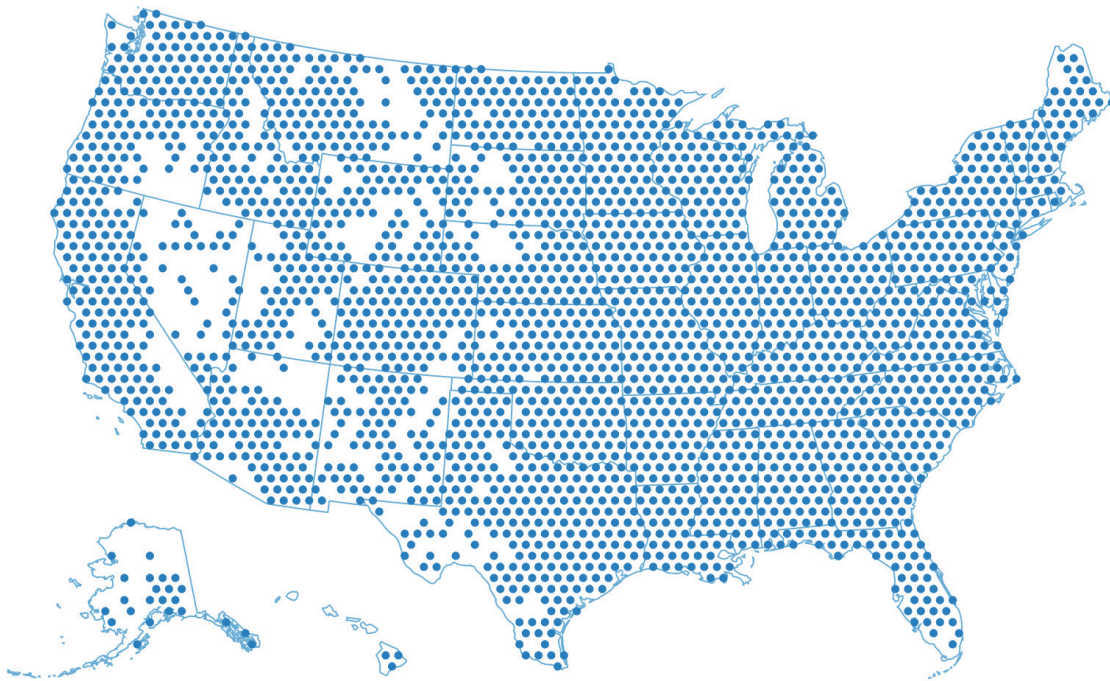


Data as of or through December 31, 2017 unless otherwise indicated.

Our 2017 results demonstrate that the fundamentals of our business are solid. While the fourth quarter was affected by an expected one-time accounting charge, our business performance in the quarter was excellent, and we expect to benefit from a lower tax rate going forward. As we had consistently forecasted, we remained profitable in 2017. We are in a strong position to serve the changing needs of homeowners and renters, and to advance our vision to be America's most valued housing partner.

Our Reach

We enable people to buy, refinance, and rent homes across the United States.



Our Financial Results:

Q4 2017

Net loss

\$6.5 Billion

Comprehensive loss

\$6.7 Billion

Pre-tax income

\$5.0 Billion

Full-year 2017

Net income

\$2.5 Billion

Comprehensive income

\$2.3 Billion

Pre-tax income

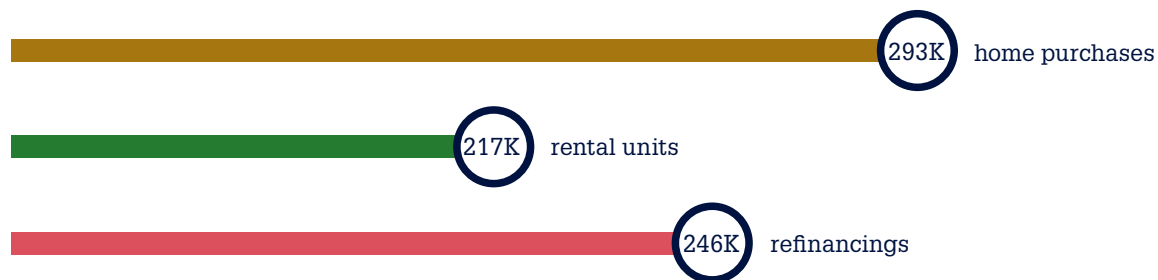
\$18.4 Billion

Our quarterly and full-year 2017 results reflect the impact of a \$9.9 billion provision for federal income taxes in Q4 2017 resulting from the remeasurement of our deferred tax assets due to enactment of the Tax Cuts and Jobs Act.

Fannie Mae Progress Q4 and Full Year

Liquidity and Support to the Market

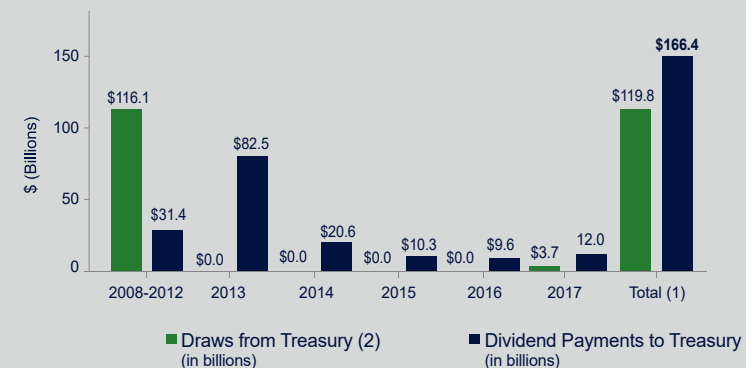
\$148B provided to the market in Q4 2017 enabled:



- Provided approximately \$570 billion in liquidity to the mortgage market in 2017, including approximately \$148 billion in the fourth quarter of 2017.
- Was the largest issuer of single-family mortgage-related securities in the secondary market in the fourth quarter and full year of 2017. Had an estimated market share of new single-family mortgage-related securities issuances of 39% for full-year 2017 and 37% for the fourth quarter of 2017.
- Provided more than \$67 billion in multifamily and other rental financing and supported 770,000 units of multifamily housing in 2017, the highest multifamily rental volume in the history of our Delegated Underwriting and Servicing (DUS®) program.

Treasury Draws and Dividend Payments

Fannie Mae has paid Treasury \$166.4 billion in dividends for periods through December 31, 2017.



(1) Under the terms of the senior preferred stock purchase agreement, dividend payments we make to Treasury do not offset our prior draws of funds from Treasury, and we are not permitted to pay down draws we have made under the agreement except in limited circumstances. Amounts may not sum due to rounding.

(2) Treasury draws are shown in the period for which requested, not when the funds were received by us. Accordingly, the 2017 draw amount and 2008-2017 total draw amount reflect the \$3.7 billion we will draw to eliminate our net worth deficit as of December 31, 2017. Draw requests have been funded in the quarter following a net worth deficit.

Transferring Credit Risk

- Through our credit risk transfer transactions, in which we transfer a portion of the mortgage credit risk on loans we acquire, we increase the role of private capital in the mortgage market and reduce risk to our business, taxpayers, and the housing finance system.
- As of December 31, 2017, \$922 billion in single-family mortgages, or approximately 32% of the loans in the company's single-family conventional guaranty book of business, measured by unpaid principal balance, were covered by a credit risk transfer transaction.

